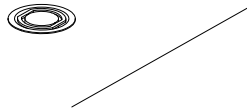


AKVA

Air Extractor

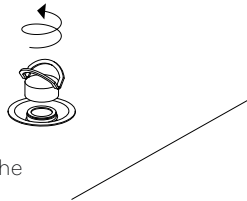
01

Water Mattress Valve



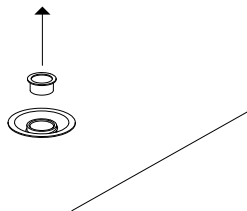
02

Unscrew and remove the waterbed valve cap

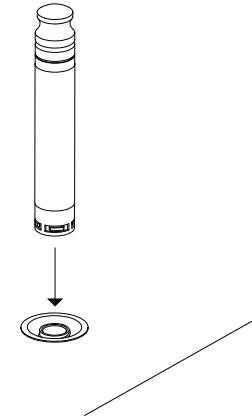


03

Remove the waterbed valve caps

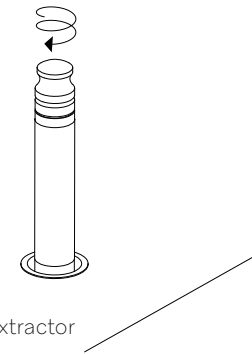


04



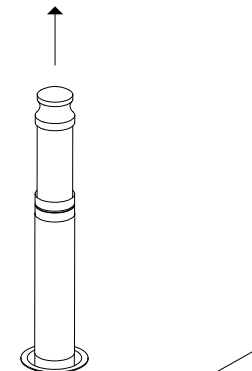
05

Screw the AKVA Air Extractor to the valve



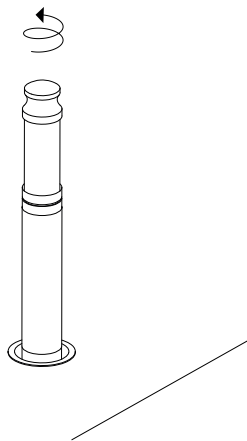
06

Pull the Extractor.
Stop pulling when the Extractor begins to extract water



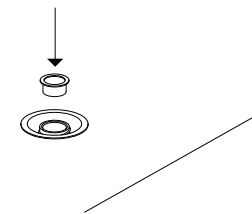
07

Unscrew the pump
from the valve



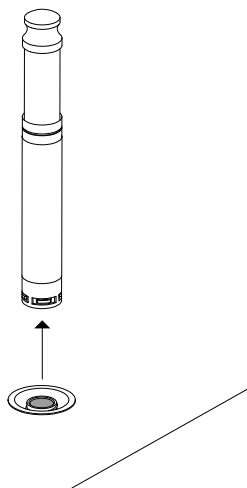
09

Press valve cap
back in place



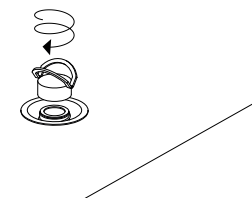
08

Check level of water is
flush with valve



10

Screw valve cap
back in place



11

